

GDT226S

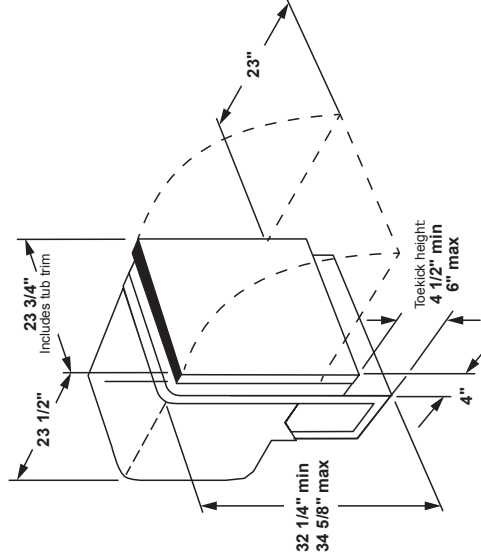
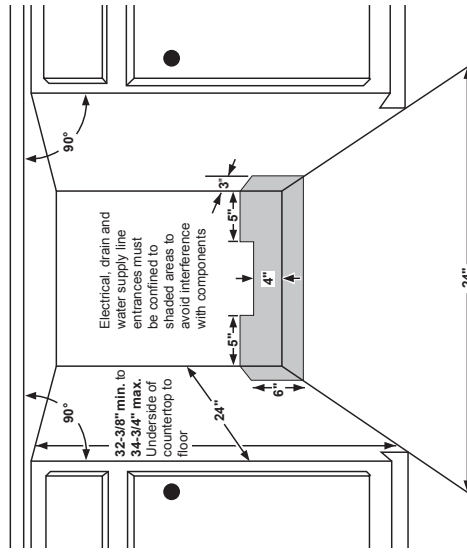
GE® Stainless Steel Interior Dishwasher with Hidden Controls

DIMENSIONS AND INSTALLATION INFORMATION (IN INCHES)

ELECTRICAL RATING

Voltage AC.....	120
Hertz.....	60
Total connected load amperage.....	8.9

For use on adequately wired 120-volt, 15-amp circuit having 2-wire service with a separate ground wire. This appliance must be grounded for safe operation.



For answers to your Monogram, GE Café™ Series, GE Profile™ Series or GE Appliances product questions, visit our website at geappliances.com or call GE Answer Center® Service, 800.626.2000.



Listed by Underwriters Laboratories



As an ENERGY STAR® partner, GE has determined that this product meets the ENERGY STAR guidelines for energy efficiency.

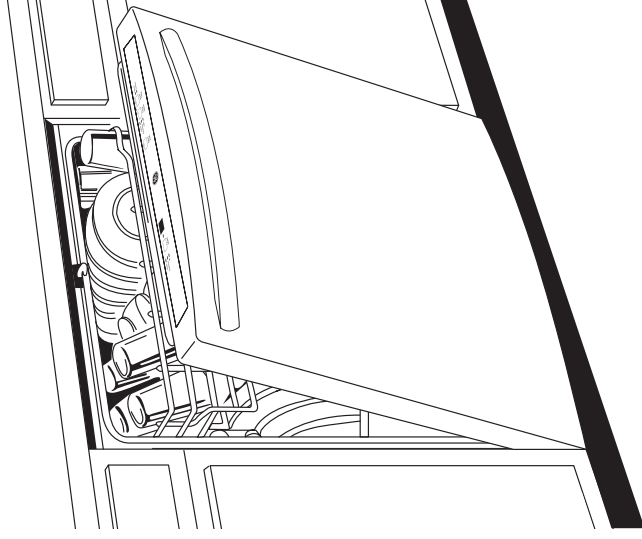
Specification Revised 7/16

GDT226S

GE® Stainless Steel Interior Dishwasher with Hidden Controls

FEATURES AND BENEFITS

- ADA Compliant with Low-Profile Installation – Great for 34" counter top heights and raised subfloors
- 3-Level Wash – Expect exceptionally clean table-ready dishes with powerful wash arms
- Autosense Cycle – A beam of light measures soil levels and water temperature to adjust to the ideal cycle time
- Piranha™ hard food disposer with removable filter – To ensure consistently clean items, this stainless steel blade rotates at 3,600 RPM to pulverize food particles and helps to prevent large particles from clogging the wash arms
- Sanitize option (NSF Certified) – High-temperature rinse sanitizes and reduces by 99.999% the bacteria found on dishes
- dBA 51
- Model GDT226SSLSS – Stainless steel
- Model GDT226SGLWW – White
- Model GDT226SGLBB – Black



As an ENERGY STAR® partner, GE has determined that this product meets the ENERGY STAR guidelines for energy efficiency.

Specification Revised 7/16