

# RAS240DMWW

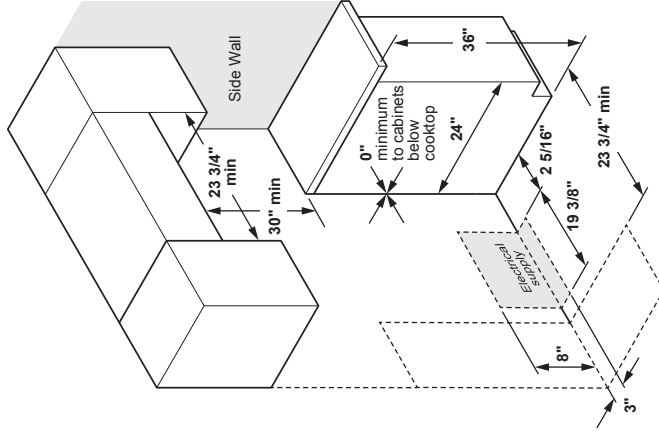
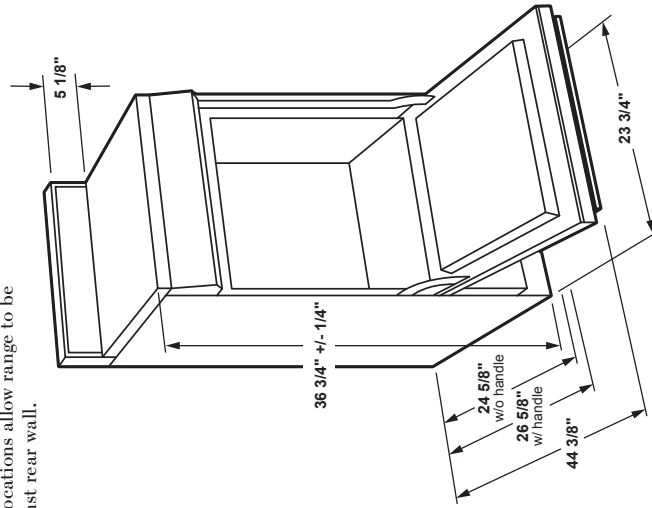
## Hotpoint® 24" Electric Free-Standing Front-Control Range

### DIMENSIONS AND INSTALLATION INFORMATION (IN INCHES)

#### RECEPTACLE LOCATIONS

Locally approved flexible service cord or conduit must be used because terminals are not accessible after installation. See shaded area in drawings for location of electrical outlet box. Recommended outlet locations allow range to be installed directly against rear wall.

KW RATING	
240V	9.3
208V	7.2



All GE Appliances ranges are equipped with an Air Lift device. The installation instructions include a detailed step-by-step in the installation of the range.

# Hotpoint®

For answers to your Hotpoint product questions, visit our website at [hotpoint.com](http://hotpoint.com) or call 800.626.2000.

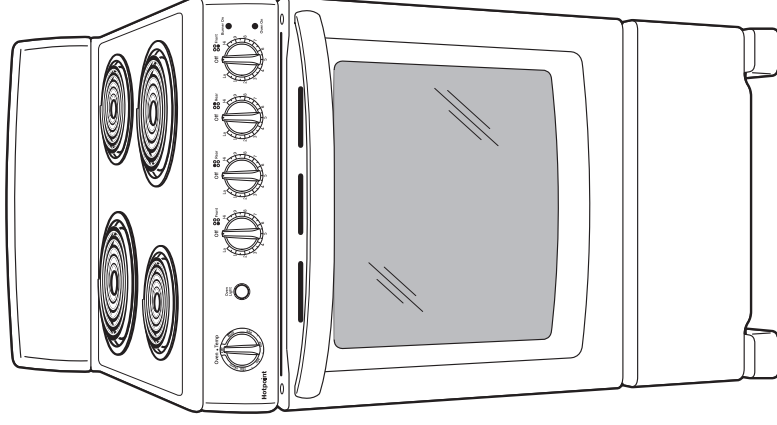
Specification Revised 11/19

## **RAS240DMWW**

### *Hotpoint® 24" Electric Free-Standing Front-Control Range*

#### **FEATURES AND BENEFITS**

- Front controls – Minimize need to reach
- Sensi-Temp Technology – Enjoy the same cooking power as a traditional coil with an added safety feature that meets new UL858 Household Electric Ranges Standard for Safety
- Lift-up cooktop with porcelain-enameled subtop – Access messes under the cooktop for easy cleanability
- Two oven racks – Feature a durable construction to help accommodate any size or type of cookware
- Standard clean oven – Smooth surface makes cleaning by hand easier
- One-piece durable handle – Strong and long-lasting
- Chrome drip bowls – Contain spills and remove for easy cleaning
- Standard window – Provides a convenient viewing area to check the progress of food
- Cooktop "ON" Indicator Light – Know when an element is on
- Model RAS240DMWW – White



# **Hotpoint®**